BIBLE STORY

Seeing God in Creation
Romans 1:20

MEMORY VERSE

"Let us keep looking to Jesus. He is the one who started this journey of faith. And he is the one who completes the journey of faith."
Hebrews 12:2a, NIrV

BOTTOM LINE

FOCUS on what you can see.

1. CREATIONARY

WHAT YOU NEED: "Thumbtionary Cards" (Activity Page attached), water-based inkpads, fine-tipped markers, paper, magnifying glasses

WHAT YOU DO:

- Lead kids in a variation of Pictionary®.
- Show kids how they can use their thumbprints or fingerprints—plus a marker—to draw pictures. You might illustrate a flower, a snail, or a spider.
- Guide kids to take turns drawing a card from the "deck" of cards and using their thumb and/or fingertips and markers to create the item shown while everyone else guesses.
- When everyone finishes, invite them to use the magnifying glasses to examine and compare their fingerprints. You can even ask kids to describe their prints, such as: "One of mine kind of makes a U," "One of mine is swirly," or, "Mine curve round and round."
- Emphasize that no two people have exactly the same fingerprints. Each person's fingerprints are unique!

WHAT YOU SAY:
"What were some of the things you drew? *(a cat, a cloud, a sun, etc.)* They're all things made by God! The Bible tells us that EVERYTHING God made points to Him. So, when you on what you can see, you can see how amazing and wonderful God is! God called everything that He made good, but when He made His final creation—His masterpiece—He said it was VERY good. Do you know what God called very good? When God made people, He said His last creation was VERY GOOD. If God called people very good, what do you think God thinks about YOU? The Bible tells us that you are amazingly and wonderfully made! And God loves you more than you could ever imagine! So **FOCUS on what you can see.** When you do, you'll see an amazing God!"

©2019 The reThink Group, Inc. All rights reserved. www.OrangeVBS.com

BIBLE STORY

Seeing God in Creation
Romans 1:20

MEMORY VERSE

"Let us keep looking to Jesus. He is the one who started this journey of faith. And he is the one who completes the journey of faith."
Hebrews 12:2a, NIrV

BOTTOM LINE

FOCUS on what you can see.

2. CREATION'S CREATIVITY

WHAT YOU NEED: "What Do You See?" Activity Pages (attached), pencils

WHAT YOU DO:

- Give each participant a "What Do You See?" Activity Page and a pencil.
- Challenge kids to find as many of the items as possible and write each thing they find on the corresponding line on the Activity Page.
- After the scavenger hunt is done, allow time for kids to share what they found.

WHAT YOU SAY:
"Wow! Look at all the different things you found! When you **FOCUS on what you can see,** you notice the variety in God's creation. When you look at all God created, you see how much He loves us. God created food to feed us. Imagine if the only food He created was lima beans and that was all we could eat. Blech! God loves us so much He generously created all kinds of food for us to enjoy: carrots, apples, watermelon, rice, beans, and even broccoli! God created colors. Imagine if God only created the color orange and everything we saw was orange. But God loves us so much He generously created so many different colors for us to enjoy. What are other things God created to show us He loves us?"

[Make It Personal] (Share something in creation that points you to God. For example, when you see all the stars at night you are reminded how big God is. Or when you watch fireflies flitting around at night you are reminded how creative God is. Or when you hear the ocean waves crash you are reminded how powerful God is. Or when the sun comes up each day you are reminded how faithful God is.)

©2019 The reThink Group, Inc. All rights reserved. www.OrangeVBS.com

BIBLE STORY

Seeing God in Creation
Romans 1:20

MEMORY VERSE

"Let us keep looking to Jesus. He is the one who started this journey of faith. And he is the one who completes the journey of faith."
Hebrews 12:2a, NIrV

BOTTOM LINE

FOCUS on what you can see.

PRAYER

WHAT YOU NEED: Focus Notebooks (with 3D glasses) OR index cards; markers

WHAT YOU DO:

- Give each child a Focus Notebook. Guide them to open it to page three.
- Set out the markers, and invite younger kids to draw their favorite thing that God made.
- Ask older kids to write "God, I see You when I focus on . . ." on the top of page three or their index cards.
- Encourage kids to list and/or draw things they can see in creation that point them to God.
- If time allows, invite kids to share their drawings.

WHAT YOU SAY:
"Today you learned that it's important to **FOCUS on what you can see.** So, what are some things God made that you can see? (flowers, trees, animals, people, the sun, stars, etc.) Yes! And you know what? The God who made the ENTIRE universe—the God who made (name things the kids named)—loves YOU! He loves [kid's name] and [kid's name] and (repeat with each child's name). In fact, He loves you so much that you can't even imagine how much He loves you! He loves you so much that He sent His Son, Jesus, just for you! Now THAT's a lot of love!

"So, remember: **FOCUS on what you can see.** Because when you **FOCUS on what you can see,** you can see how amazing and wonderful and powerful and kind and good and loving God is! So, remember: **FOCUS on what you can see!**!"

"God, You are amazing! You are so creative! We just have to look at the number of colors in the world to see Your creativity. You love us so much! We just have to look at all the ways You feed us and all the wonderful things You created for us to enjoy. Thank You for showing us who You are in Your creation. Amen!"

©2019 The reThink Group, Inc. All rights reserved. www.OrangeVBS.com

sun

fish

cloud

dog



cat

tree

What to Do:
Print on cardstock and cut apart. Provide one set for every two kids.

Thumbtionary
VBS, DAY 1, Small Group K-1

©2019 The reThink Group, Inc. All rights reserved.

caterpillar

elephant



flower

spider

bird

turtle

What to Do:
Print on cardstock and cut apart. Provide one set for every two kids.

Thumbtionary
VBS, DAY 1, Small Group K-1

©2019 The reThink Group, Inc. All rights reserved.

WHAT DO YOU SEE?

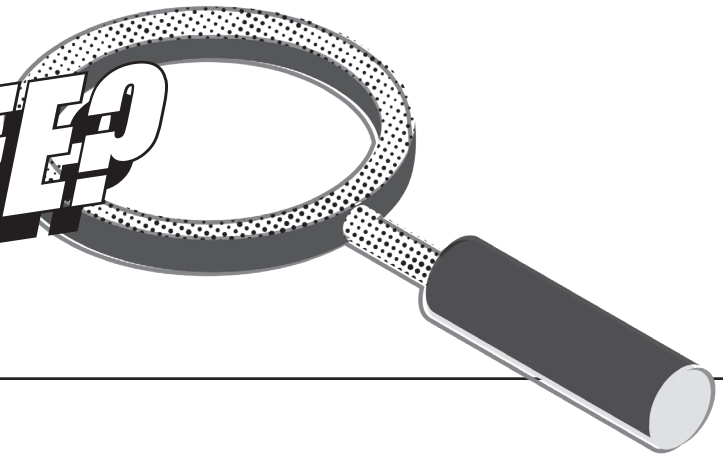

Something colorful	
Something flat	
Something rough	
Something orange	
Something shiny	
Something small	
Something big	
Something alive	
Something squishy	
Something hard	

What to Do:
Print one copy for every two kids.

What Do You See?
VBS, DAY 1, Small Group 2-3

©2019 The reThink Group, Inc. All rights reserved.